

# XT5 - 68" LOWRIDER BP DUMP TRAILER

**HARD  
CORE**  
TRAILERS



**IT'S HAUL  
OR NOTHING.**

## PERFORMANCE THAT FITS ANYWHERE.

The XT5 LowRider 10' x 68" Dump Trailer packs big performance into a compact size. With its LowLoad 24" Easy-Access Deck, Ultra-Strong I-Beam frame, and QuickSlide™ Ramps 5'8", this trailer is built for easy loading, dependable hauling, and lasting durability. With a GVWR of up to 10,400 lbs and a load capacity of over 7,200 lbs, it's ideal for contractors, landscapers, and small jobs that demand serious strength.



**HARDCORETRAILERS.COM**



# XT5 - 68" LOWRIDER BP DUMP TRAILER



**LENGTH:** 10'  
**WIDTH:** 68"  
**DECK HEIGHT:** 24"  
**CARGO CAPACITY:** 4.05YD<sup>3</sup>  
**GVWR:** 10,400 LBS / 7,000 LBS

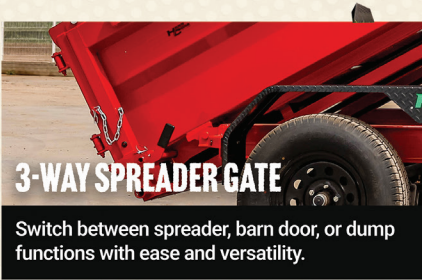
**GAWR:** 5,200 LBS / 3,500 LBS  
**EMPTY WEIGHT:** 3,130 LBS / 3,020 LBS  
**LOAD CAPACITY:** 7,270 LBS / 3,870 LBS  
**TILT ANGLE:** 45°

**CHASSIS MAIN FRAME:** 6" ULTRA STRONG  
I BEAM  
**BED CROSS MEMBERS:** 3" CHANNEL BED  
16" OC CROSS MEMBER  
**FRAME WIRING:** ALL WEATHER WIRING  
& HARNESS  
**AXLE:** 5.2K/3.5K TANDEM AXLES,  
ELECTRIC BRAKES







**SUSPENSION:** MULTI-LEAF SPRING  
WITH EQUALIZER  
**SIDE MARKERS, REAR LIGHTS, FENDER:**  
DOT APPROVED LED LIGHTS  
**PUMP:** KT1 12V DUAL ACTION  
HYDRAULIC PUMP



ACTUAL PRODUCT MAY VARY FROM PICTURE



**AVAILABLE IN:**

- |   |  |   |  |
|---|--|---|--|
|  <b>RAGE INFERNO</b>   |  <b>VOLTAGE SURGE</b> |  <b>PHANTOM SURGE</b>  |  <b>SANDSTONE GRIT</b>  |
|  <b>MIDNIGHT SURGE</b> |  <b>COMBAT GREEN</b>  |  <b>GUNMETAL STORM</b> |  <b>LIGHTNING PULSE</b> |

