

XT6 - 80" LOWRIDER BP DUMP TRAILER

**HARD
CORE**
TRAILERS

**IT'S HAUL
OR NOTHING.**



STRENGTH IN EVERY INCH.

The XT6 LowRider 12' x 80" Dump Trailer delivers more space and more muscle while staying compact and maneuverable. With a 25" Easy-Access Deck, Ultra-Strong I-Beam frame, and HD QuickSlide™ 5'8" ramps, it's built for fast loading and dependable performance. Boasting a GVWR of 14,000 lbs and a load capacity of 10,274 lbs, the XT6 is the go-to choice for contractors, landscapers, and crews who need a trailer tough enough for daily heavy use yet sized right for any job site.



HARDCORETRAILERS.COM

XT6 - 80" LOWRIDER BP DUMP TRAILER



LENGTH: 12'
WIDTH: 80"
DECK HEIGHT: 25"
GVWR: 10,400 LBS - 14,000 LBS

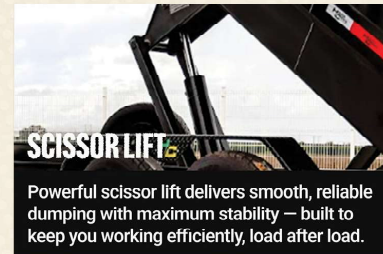


GAWR: 5,200 LBS - 7,000 LBS
EMPTY WEIGHT: 3,527 LBS - 3,726 LBS
LOAD CAPACITY: 6,873 LBS - 10,274 LBS
CARGO CAPACITY: 5.8YD³

TILT ANGLE: 45°
CHASSIS MAIN FRAME: 6" ULTRA STRONG I BEAM FRAME
BED CROSS MEMBERS: 3" CHANNEL BED 16" OC CROSS MEMBER
FRAME WIRING: ALL WEATHER WIRING & HARNESS

AXLE: 5.2K OR 7K TANDEM AXLES, ELECTRIC BRAKES
SUSPENSION: MULTI-LEAF SPRING WITH EQUALIZER
SIDE MARKERS, REAR LIGHTS,
FENDERS: DOT APPROVED LED LIGHTS
PUMP: KTI 12V DUAL ACTION HYDRAULIC PUMP



ACTUAL PRODUCT MAY VARY FROM PICTURE



AVAILABLE IN:

